

# THE ULTIMATE WEDDING DRESS GUIDE

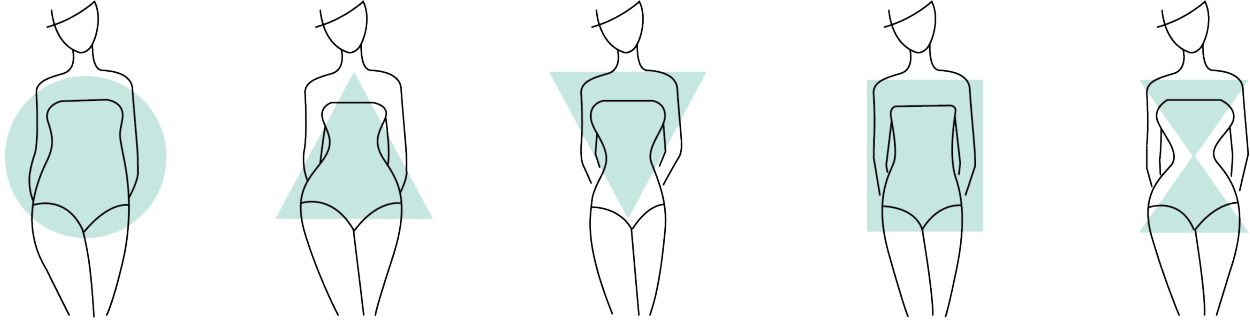
## Step 1: Inspiration

Off the top of your head, write 3 words that describe how you want to feel on your wedding day. GO!

1. \_\_\_\_\_ 2. \_\_\_\_\_ 3. \_\_\_\_\_

Ok, now lets talk about YOU!


**Body Type:** Circle Below!



**Skin tone:** What colors do you gravitate to more when getting dressed for the day?

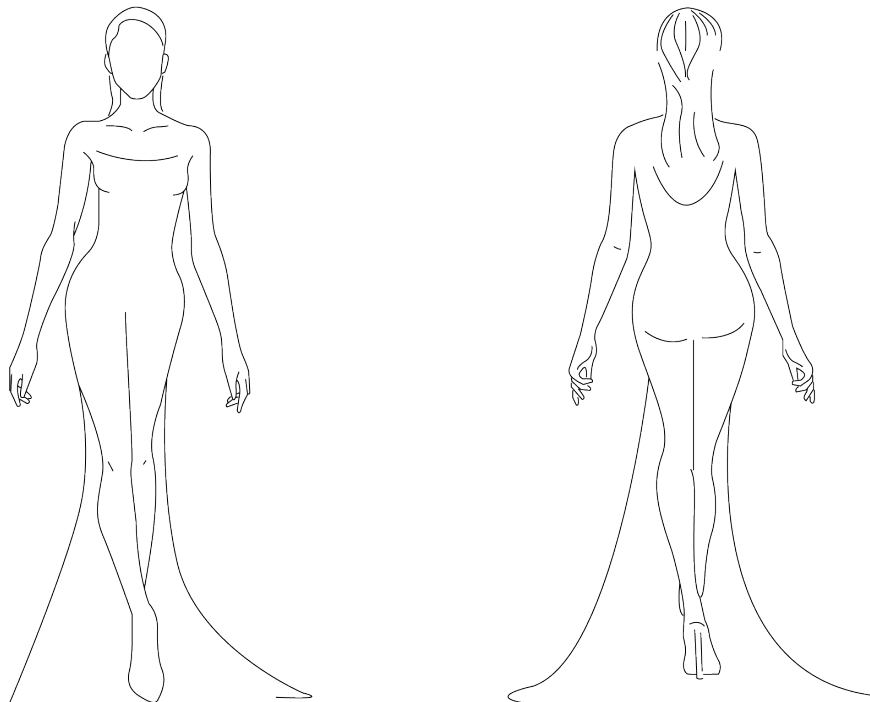


**Cool** - blues, teals, lilacs, and soft rose colors



**Warm** - camel, oranges, gold, and reds


**What do you want to show off about yourself?!** Circle Below:



# THE ULTIMATE WEDDING DRESS GUIDE

## Step 1: Inspiration


### **Dress:**




Fitted



Sheath




A-Line



Ball Gown



Non Traditional Length



Jumpsuit

### **Straps or Sleeves:**



Strapless



Thin Straps



Thick Straps



Cap Sleeves



Short Sleeves



3/4 Sleeves



Full Length Sleeves

### **Neckline:**



Sweetheart



Square



Off the shoulder

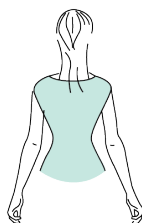


High

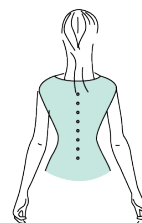


Plunge

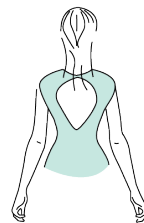
### **Back:**



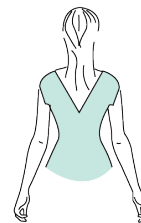
High



High with buttons



Keyhole back



Mid back

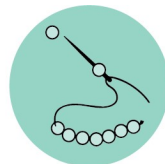


Low back

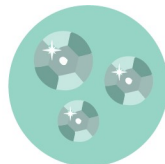
### **Embellishments:**



Glitter



Beading



Sequins



Lace



None

### **Tailor's Tip:**

Make a dedicated album on your phone of images of dresses, details, and clothing you like!

